

FEATURES

- TUV safety approval.
- High sensitivity type available.
- Insulation distance: 8mm.
- Heavy Voltage up to 80VDC



TUV TEST REPORT NO:15006677002

CONTACT RATINGS

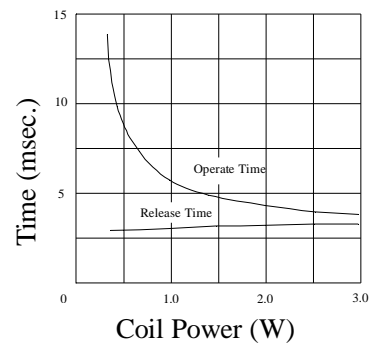
- Contact Arrangement1A (942T ONLY)
- Max. Switching Power480W
- Max. Switching Voltage.....80VDC
- Max. Switching Current.....6A
- Inductive Load(L/R=30ms)6A/80VDC
- Contact Resistance..... $\leq 100M\Omega$
- Contact MaterialAg-Alloy

CHARACTERISTICS

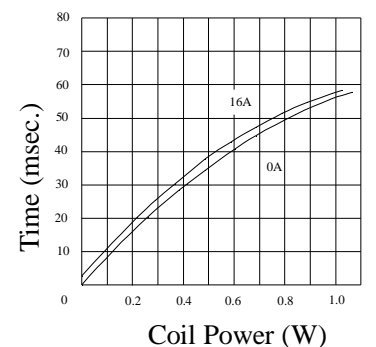
- Electrical Life..... 1×10^4
- Mechanical Life..... 1×10^7
- Initial Insulation Resistance.....Min.100M Ω 500 VDC
- Contact Resistance (Initial)..... $\leq 100m\Omega$
- Operate Time..... $\leq 15ms$
- Release Time..... $\leq 8ms$
- Initial Dielectric Strength
 -50/60Hz 1000VAC 1 min. (between open contacts)
 -50/60Hz 5000VAC 1 min. (between contacts and coil)
- Vibration Resistance
 -Malfunction: 10 to 55Hz at Double Amplitude of 1.5mm
 -Destructive: 10 to 55Hz at Double Amplitude of 1.5mm
- Shock Resistance
 -Malfunction: 10G (11ms) / Destructive: 100G (6ms)
- Ambient Temperature..... $-40^{\circ}C \sim +80^{\circ}C$
- Relative Humidity.....85% at $40^{\circ}C$
- Unit WeightApprox. 17g

942H-1A-T Referential Data

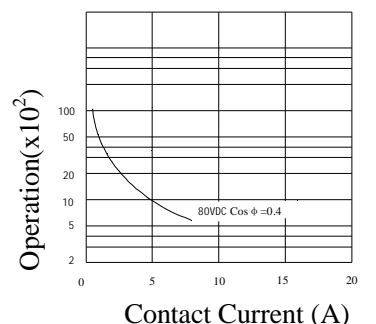
Timing



Coil Temperature Rise



Life Curves



ORDERING INFORMATION

942 H - 1A - 12 - D S - T
 1 2 3 4 5 6 7

Terminal Type T = Two Feet (Remark:“T”is for 1 Pole only)

Enclosure.....S = Sealed Type

Coil Type..... D: DC

Coil Voltage..... DC: 3~110V

Contact Arrangement..... 1A = 1 Form A (SPST-NO)

Coil Sensitivity..... H = High Sensitive Type(For DC coil only).

Model Number.....942

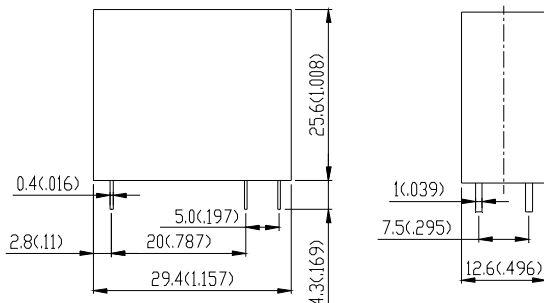
COIL RATINGS (at 20°C)

COIL TYPE	Coil Nominal Voltage (V)	Coil Resistance ($\Omega \pm 10\%$)	Pick-Up Voltage (V) \leq	Drop-Out Voltage (V) \geq	Nominal Current (mA)
DC High Sensitive Coils	3	17	2.25	0.3	176.5
	5	47	3.75	0.5	106.4
	6	68	4.5	0.6	88
	9	155	6.75	0.9	58
	12	270	9	1.2	44.4
	24	1100	18	2.4	21.8
	48	4400	36	4.8	10.9
	100	18860	75	10	5.3

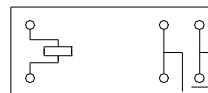
* Max Continuous Voltage at 20°C: 110% of Coil Nominal Voltage.

OUTLINE DIMENSIONS

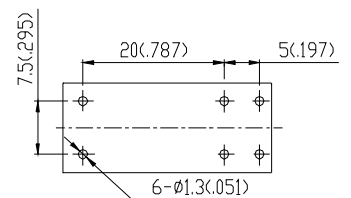
Dimensions



**Internal Connections
(Bottom View)**



**Drilling Plan
(Bottom View)**



REMARK: Tolerance of outline dimensions ± 0.2 (.008).

UNIT: mm (inch)